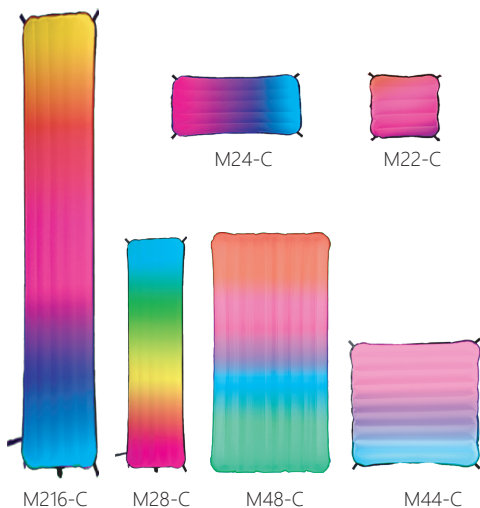


# Air Lux Pixel Datasheet

## M Series

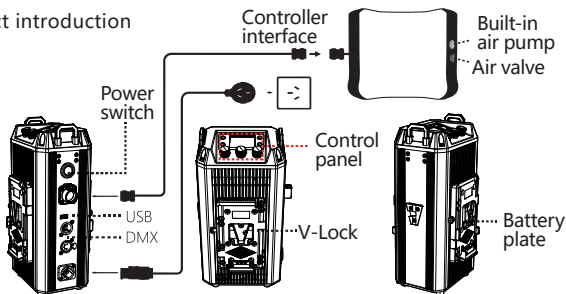


## 1. Product Characteristics

- ①Light and soft
- ②RGBWW for light source
- ③Rich light control accessories
- ④Internal Wireless DMX
- ⑤AC100V-240V/ V-lock Battery

## 2. Product Introduction

### 2.1 product introduction



### 2.2 Air Inflation:

- ①Open the air valve protection cover on the top of the lamp body.
- ②Insert the air nozzle into the air outlet of the electric air pump and connect into the power supply.
- ③Open the electric air pump until the light is fully inflated. Cover the valve protection cover after the balloon light is fully inflated.

### 2.3 Built-in inflatable pump inflatable (optional):

- ①Unscrew the inflatable protection cover.
- ②Press the button to inflate.
- ③After filling, press the button to stop inflating.
- ④Screw on the inflatable protection cover.

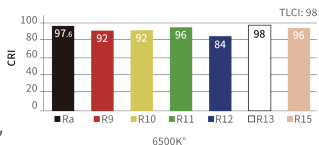
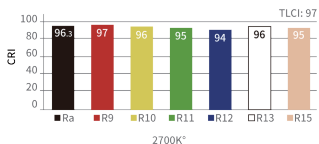
### 2.4 Air release

- ①Open the gas valve drain protection cover on the top of the lamp.
- ②Press the lamp body to release the gas.
- ③Cover the protective cover and fold it for storage.

## 3. Packaging

lightingballoon, quicklightstand, controller, SafetyRope, Webbing, extensioncable power, cablepower, electricalairpump, Airpumpnozzle, Softlightegglatice, Accessories package, skirt.

## 4. Color rendering index



## 5. Lighting data

Light Source	RGBWW		
Voltage	AC 100V-240V DC 25V-60V		
Lux	M22-C (6000K)	0.5m 2270lux, 1m 797lux, 2m 240lux	
	M24-C (6000K)	0.5m 3510lux, 1m 1390lux, 2m 439lux	
	M28-C (6000K)	0.5m 4440lux, 1m 2210lux, 2m 829lux	
	M44-C (6000K)	0.5m 5790lux, 1m 2690lux, 2m 924lux	
	M48-C (6000K)	0.5m 7160lux, 1m 4040lux, 2m 1590lux	
	M216-C (6000K)	0.5m 4880lux, 1m 2720lux, 2m 1300lux	
Watt	M22-C 85w	M24-C 170w	M28-C 350w
	M44-C 350w	M48-C 720w	M216-C 720w
CCT	2700K-10000K		
Beam Angle	210°		
Color Rendering Index	CRI/TLCI≥95		

## 6. Color rendition

Airlight Size	M22-C 670*670*180mm M24-C 1200*670*180mm M44-C 1200*1200*180mm M28-C 2130*670*150mm M48-C 2130*1200*180mm M216-C 4130*670*180mm
Airlight Weight	M22-C 1kg ; M24-C 1.57kg ; M28-C 2.8kg M44-C 3kg ; M48-C 6.13kg ; M 216-C 5.4kg
Controller Size	M22-C/M24-C: 126*152*200mm M28-C/M44-C: 159*141*315mm M48-C/M216-C: 160*141*331mm
Controller Weight	M22-C/M24-C: 1.664kg M28-C/M44-C: 2.785kg M48-C/M216-C: 3.45kg
Brightness Dimming	0%-100%
Control Mode	APP Control, Controller Control, DMX512 Control, 2.4G Control, WIFI Control
DMX Input/ Output	XLR 5 pin
Support Wireless App Control, Wireless DMX Control ( Need to buy a DMX Wireless Controller)	

## 7. Precautions

- Please read the manual carefully and understand all the contents before using.
- Please keep away from corrosive chemicals and liquids to avoid mechanical damage.
- Tidy up the power cord when using to avoid tripping and causing power disconnection or product damage.
- Do not disassemble the product by yourself, otherwise the warranty will be void. If the product is faulty, please refer it to an authorized technician for inspection or repair.
- Drop, external impact may cause product failure, man-made damage is not in the scope of our warranty.
- We have the final right to interpret the product. Product design and specifications are subject to change without notice.

## 8. After-sales service

- ① Sincerely thank you for choosing this product, as our users, you will be provided after-sales service: from the date of purchase, product quality problems free warranty within one year, lifelong maintenance only charge material costs.
- ② During the warranty period, due to the product's own failure, the company will provide you with free repair services, please do not disassemble the machine to repair yourself. Customers who exceed the warranty period still enjoy the quality after-sales service provided by our company.
- ③ The following cases do not belong to free warranty service: man-made damage; disassembly, modification, repair without authorization; damage caused by external reasons (lightning, power supply, etc.); damage caused by incorrect installation or use by the user; damage to any wear-and-tear type accessories attached to the product; Out of warranty.

## 9. Product Warranty Card

User Name			
Address			
Contact Number			
Purchase Address			
Purchase Price			
Product Weight		Sales Order Number	
Name And Specification		Machine Number	
Dealer Signature		User Signature	

Air Lux Pixel Configuration Table

Profile 1			
Channel	DMX Value	Function	Percent
1	0-255	Brightness (0~100%)	0-100
2	0-255	CCT( 2700K~10000K)	0-100
3	G/M (-100 ~ +100)		
	0-20	0G	0-8
	21-33	100M	9-13
	34-134	99 M~ 1M	14-53
	135-145	0G	54-57
	146-244	1G~99G	58-96
	245-255	100G	97-100
4-5	0-255	HUE (0° ~359° )	0-100
6	0-255	SAT (0~100%)	0-100
7	GEL		
	0-20	None	0-8
	21-25	1700K	9-10
	26-30	2000K	11-12

Profile 1			
7	31-35	2700K	13-14
	36-40	3200K	15-16
	41-45	5600K	17-18
	46-50	Red(Hue 0° )	19-20
	51-55	Green(Hue 120° )	21-22
	56-60	Blue(Hue 240° )	23-24
	61-65	Magenta(Hue 340° )	25-26

Air Lux Pixel Configuration Table

Profile 1			
	66-70	Yellow(Hue 30° )	27-28
	71-75	Orange(Hue 170° )	29-30
	76-255	Reserve	31-100
8	Effect		
	0-20	OFF	0-8
	21-25	Strobe	9-10
	26-30	Paparazzi	11-12
	31-35	Short-circuit	13-14
	36-40	Cop Car 1	15-16

Profile 1			
8	41-45	Cop Car 2	17-18
	46-50	Fire	19-20
	51-55	Rainbow	21-22
	56-60	Breath	23-24
	61-65	Pixel rainbow	25-26
	66-70	Meteor 1	27-28
	71-75	Meteor 2	29-30
	76-80	Meteor 3	31-32
	81-85	Music 1	33-34
	86-90	Music 2	35-36
	91-95	Random 1	37-38
	96-100	Random 2	39-40
	101-105	Random 3	41-42
	106-110	Stars	43-44
111-115	Cop light 3	45-46	

Air Lux Pixel Configuration Table

Profile 1			
8	116-120	Cop light 4	47-48
	121-125	Mode 2	49-50
	126-130	Pile up	51-52
	131-135	Pile up 2	53-54
	136-140	Fire	55-56
	141-255	Reserve	57-100
9	Speed Rate		
	0-20	50%	0-8
	21-255	0-100%	9-100
10	Effect Color		
	0-20	Default (white)	0-8
	21-50	Random color	9-20
	51-80	Rainbow (0-359° recycle)	21-31
	81-110	Custom (defined by other channels)	32-43
	111-255	Default (white)	44-100

Profile 1			
11	0-255	R	0-100
12	0-255	G	0-100
13	0-255	B	0-100
14	0-255	W	0-100
15	0-255	Y	0-100
16	Curves		
	0-15	Linear	0-6
	16-75	Logarithmic	7-31
	76-135	Linear	32-55

## Air Lux Pixel Configuration Table

Profile 1			
	136-195	Index	56-79
	196-255	None	80-100

Profile 2			
Channel	DMX Value	Function	Percent
1	0-255	Brightness (0~100%)	0-100
2	0-255	CCT (2700K~10000K)	0-100
3	G/M (-100 ~ +100)		
	0-20	0G	0-8
	21-33	100M	9-13
	34-134	99 M~ 1M	14-53
	135-145	0G	54-57
	146-244	1G~99G	58-96
	245-255	100G	97-100
4	0-255	HUE (0° ~359° )	0-100
5	0-255	SAT (0-100%)	0-100

Profile 3			
Channel	DMX Value	Function	Percent
1	0-255	Brightness (0~100%)	0-100
2	0-255	CCT (2700K~10000K)	0-100
3	G/M (-100 ~ +100)		
	0-20	0G	0-8
	21-33	100M	9-13



Air Lux Pixel Configuration Table

Profile 3			
3	34-134	99 M~ 1M	14-53
	135-145	0G	54-57
	146-244	1G~99G	58-96
	245-255	100G	97-100
4	0-255	Cross fade	0-100
5	0-255	R(0-255)	0-100
6	0-255	G(0-255)	0-100
7	0-255	B(0-255)	0-100

Profile 4			
Channel	DMX Value	Function	Percent
1	0-255	Brightness (0~100%)	0-100
2	0-255	CCT(2700K~10000K)	0-100
3	0-255	HUE(0° ~359° )	0-100
4	0-255	SAT(0~100%)	0-100

Profile 5			
Channel	DMX Value	Function	Percent
1	0-255	Brightness (0~100%)	0-100
2	0-255	CCT (2700K~10000K)	0-100
3	0-255	Cross fade(0~100%)	0-100
4	0-255	R	0-100
5	0-255	G	0-100
6	0-255	B	0-100

Air Lux Pixel Configuration Table

## Profile 6

Channel	DMX Value	Function	Percent
1	0-255	Brightness (0~100%)	0-100
2	0-255	R	0-100
3	0-255	G	0-100
4	0-255	B	0-100

## Profile 7

Channel	DMX Value	Function	Percent
1	0-255	Brightness (0~100%)	0-100
2	0-255	R	0-100
3	0-255	G	0-100
4	0-255	B	0-100
5	0-255	W	0-100

## Profile 8

Channel	DMX Value	Function	Percent
1	0-255	Brightness (0~100%)	0-100
2	0-255	R	0-100
3	0-255	G	0-100
4	0-255	B	0-100
5	0-255	Y	0-100
6	0-255	W	0-100

## Air Lux Pixel Configuration Table

### Profile 9

Channel	DMX Value	Function	Percent
1	0-255	R	0-100
2	0-255	G	0-100
3	0-255	B	0-100

### Profile 10

Channel	DMX Value	Function	Percent
1	0-255	R	0-100
2	0-255	G	0-100
3	0-255	B	0-100
4	0-255	W	0-100

### Profile 11

Channel	DMX Value	Function	Percent
1	0-255	R	0-100
2	0-255	G	0-100
3	0-255	B	0-100
4	0-255	CCT(2700K~10000K)	0-100