


# Air Lux Pixel Datasheet

M Series



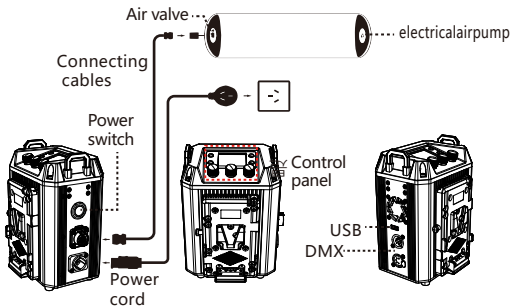
 **PHEON LUX®**

## 1.Product Characteristics

①Light and soft ②RGBWW for light source ③Rich light control accessories ④Internal Wireless DMX ⑤AC100V-240V/ V-lock Battery

## 2.Product Introduction

### 2.1 product introduction



### 2.2 Air Inflation:

①Open the air valve protection cover on the top of the lamp body. ②Insert the air nozzle into the air outlet of the electric air pump and connect into the power supply. ③Open the electric air pump until the light is fully inflated. Cover the valve protection cover after the balloon light is fully inflated.

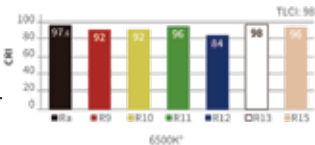
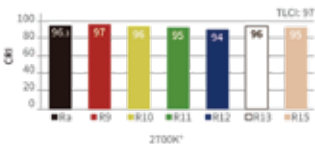
### 2.3 Built-in inflatable pump inflatable (optional):

①Unscrew the inflatable protection cover. ②Press the button to inflate. ③After filling, press the button to stop inflating. ④Screw on the inflatable protection cover.

### 2.4 Air release

①Open the gas valve drain protection cover on the top of the lamp. ②Press the lamp body to release the gas. ③Cover the protective cover and fold it for storage.

## 3.Color rendering index



#### 4. Packaging

light body, Stand, Steel wire rope, Handle, Controller, Connection cord, Power cord, USB data cable, DC/AC power cord, Instruction manual, Repair allowance, Eggcrate

#### 5. Lighting data

Light Source	RGBWW
Voltage	AC 100V-240V DC 25V-60V
Lux	M14C 0.5m 1290lux 1m 495lux 2m 154lux M18C 0.5m 1730lux 1m 805lux 2m 302lux M116C 0.5m 1790lux 1m 924lux 2m 497lux M128C 0.5m 2220lux 1m 1270lux 2m 703lux
Watt	M14C 100W; M18C 200W; M116C 400W; M128C 800W
CCT Adjust	2700K-10000K
Beam Angle	210°
Color Rendering Index	CRI/TLCI ≥ 95

#### 6. Color rendition

Airlight Size	M14C 1200mm*335mm M18C 2130mm*335mm M116C 4130mm*250mm M128C 8230mm*250mm
Airlight Weight	M14C 0.69kg ; M18C 1.27kg M116C 3.08kg; M128C 7.82kg
Controller Size	M14C/M18C: 126*152*200mm M116C: 160*141*315mm M128C: 160*141*331mm
Controller Weight	M14C/M18C: 1.664kg; M116C: 2.785kg; M128C: 3.45kg
Brightness Dimming	0%-100%
Control Mode	APP, Controller Control, DMX512, 2.4G, WIFI
DMX Input/ Output	XLR 5 pin
Support Wireless App Control, Wireless DMX Control (Need to buy a DMX Wireless Controller)	

## 7. Precautions

- Please read the manual carefully and understand all the contents before using.
- Please keep away from corrosive chemicals and liquids to avoid mechanical damage.
- Tidy up the power cord when using to avoid tripping and causing power disconnection or product damage.
- Do not disassemble the product by yourself, otherwise the warranty will be void. If the product is faulty, please refer it to an authorized technician for inspection or repair.
- Drop, external impact may cause product failure, man-made damage is not in the scope of our warranty.
- We have the final right to interpret the product. Product design and specifications are subject to change without notice.

## 8. After-sales service

- ① Sincerely thank you for choosing this product, as our users, you will be provided after-sales service: from the date of purchase, product quality problems free warranty within one year, lifelong maintenance only charge material costs.
- ② During the warranty period, due to the product's own failure, the company will provide you with free repair services, please do not disassemble the machine to repair yourself. Customers who exceed the warranty period still enjoy the quality after-sales service provided by our company.
- ③ The following cases do not belong to free warranty service: man-made damage; disassembly, modification, repair without authorization; damage caused by external reasons (lightning, power supply, etc.); damage caused by incorrect installation or use by the user; damage to any wear-and-tear type accessories attached to the product; Out of warranty.

## 9. Product Warranty Card

User Name		
Address		
Contact Number		
Purchase Address		
Purchase Price		
Product Weight		Sales Order Number
Name And Specification		Machine Number
Dealer Signature		User Signature

Air Lux Pixel Configuration Table

Profile 1			
Channel	DMX Value	Function	Percent
1	0-255	Brightness (0~100%)	0-100
2	0-255	CCT( 2700K~10000K)	0-100
3	G/M (-100 ~ +100)		
	0-20	0G	0-8
	21-33	100M	9-13
	34-134	99 M~ 1M	14-53
	135-145	0G	54-57
	146-244	1G~99G	58-96
	245-255	100G	97-100
4-5	0-255	HUE (0° ~359° )	0-100
6	0-255	SAT (0~100%)	0-100
7	GEL		
	0-20	None	0-8
	21-25	1700K	9-10
	26-30	2000K	11-12

Profile 1			
7	31-35	2700K	13-14
	36-40	3200K	15-16
	41-45	5600K	17-18
	46-50	Red(Hue 0° )	19-20
	51-55	Green(Hue 120° )	21-22
	56-60	Blue(Hue 240° )	23-24
	61-65	Magenta(Hue 340° )	25-26

Air Lux Pixel Configuration Table

Profile 1			
	66-70	Yellow(Hue 30° )	27-28
	71-75	Orange(Hue 170° )	29-30
	76-255	Reserve	31-100
8	Effect		
	0-20	OFF	0-8
	21-25	Strobe	9-10
	26-30	Paparazzi	11-12
	31-35	Short-circuit	13-14
	36-40	Cop Car 1	15-16

Profile 1			
8	41-45	Cop Car 2	17-18
	46-50	Fire	19-20
	51-55	Rainbow	21-22
	56-60	Breath	23-24
	61-65	Pixel rainbow	25-26
	66-70	Meteor 1	27-28
	71-75	Meteor 2	29-30
	76-80	Meteor 3	31-32
	81-85	Music 1	33-34
	86-90	Music 2	35-36
	91-95	Random 1	37-38
	96-100	Random 2	39-40
	101-105	Random 3	41-42
	106-110	Stars	43-44
111-115	Cop light 3	45-46	

Air Lux Pixel Configuration Table

Profile 1			
8	116-120	Cop light 4	47-48
	121-125	Mode 2	49-50
	126-130	Pile up	51-52
	131-135	Pile up 2	53-54
	136-140	Fire	55-56
	141-255	Reserve	57-100
9	Speed Rate		
	0-20	50%	0-8
	21-255	0-100%	9-100
10	Effect Color		
	0-20	Default (white)	0-8
	21-50	Random color	9-20
	51-80	Rainbow (0-359° recycle)	21-31
	81-110	Custom (defined by other channels)	32-43
	111-255	Default (white)	44-100

Profile1			
11	0-255	R	0-100
12	0-255	G	0-100
13	0-255	B	0-100
14	0-255	W	0-100
15	0-255	Y	0-100
16	Curves		
	0-15	Linear	0-6
	16-75	Logarithmic	7-31
	76-135	Linear	32-55

Air Lux Pixel Configuration Table

Profile 1			
	136-195	Index	56-79
	196-255	None	80-100

Profile 2			
Channel	DMX Value	Function	Percent
1	0-255	Brightness (0~100%)	0-100
2	0-255	CCT (2700K~10000K)	0-100
3	G/M (-100 ~ +100)		
	0-20	0G	0-8
	21-33	100M	9-13
	34-134	99 M~ 1M	14-53
	135-145	0G	54-57
	146-244	1G~99G	58-96
	245-255	100G	97-100
4	0-255	HUE (0° ~359° )	0-100
5	0-255	SAT (0-100%)	0-100

Profile 3			
Channel	DMX Value	Function	Percent
1	0-255	Brightness (0~100%)	0-100
2	0-255	CCT (2700K~10000K)	0-100
3	G/M (-100 ~ +100)		
	0-20	0G	0-8
	21-33	100M	9-13



Air Lux Pixel Configuration Table

Profile 3			
3	34-134	99 M~ 1M	14-53
	135-145	0G	54-57
	146-244	1G~99G	58-96
	245-255	100G	97-100
4	0-255	Cross fade	0-100
5	0-255	R(0-255)	0-100
6	0-255	G(0-255)	0-100
7	0-255	B(0-255)	0-100

Profile 4			
Channel	DMX Value	Function	Percent
1	0-255	Brightness (0~100%)	0-100
2	0-255	CCT(2700K~10000K)	0-100
3	0-255	HUE(0° ~359° )	0-100
4	0-255	SAT(0~100%)	0-100

Profile 5			
Channel	DMX Value	Function	Percent
1	0-255	Brightness (0~100%)	0-100
2	0-255	CCT (2700K~10000K)	0-100
3	0-255	Cross fade(0~100%)	0-100
4	0-255	R	0-100
5	0-255	G	0-100
6	0-255	B	0-100

Air Lux Pixel Configuration Table

## Profile 6

Channel	DMX Value	Function	Percent
1	0-255	Brightness (0~100%)	0-100
2	0-255	R	0-100
3	0-255	G	0-100
4	0-255	B	0-100

## Profile 7

Channel	DMX Value	Function	Percent
1	0-255	Brightness (0~100%)	0-100
2	0-255	R	0-100
3	0-255	G	0-100
4	0-255	B	0-100
5	0-255	W	0-100

## Profile 8

Channel	DMX Value	Function	Percent
1	0-255	Brightness (0~100%)	0-100
2	0-255	R	0-100
3	0-255	G	0-100
4	0-255	B	0-100
5	0-255	Y	0-100
6	0-255	W	0-100

## Air Lux Pixel Configuration Table

### Profile 9

Channel	DMX Value	Function	Percent
1	0-255	R	0-100
2	0-255	G	0-100
3	0-255	B	0-100

### Profile 10

Channel	DMX Value	Function	Percent
1	0-255	R	0-100
2	0-255	G	0-100
3	0-255	B	0-100
4	0-255	W	0-100

### Profile 11

Channel	DMX Value	Function	Percent
1	0-255	R	0-100
2	0-255	G	0-100
3	0-255	B	0-100
4	0-255	CCT(2700K~10000K)	0-100